

Louisiana Lung Cancer Study Newsletter

LSU Health
NEW ORLEANS

School of Medicine
Department of Genetics

Study Updates

We have reported many times on the RSG17 gene that we have previously identified as one of the potential genes associated with lung cancer. Did you know that we have also recently found and reported on an association between PARK2 (a gene linked to early onset Parkinson's disease) and lung cancer? We plan to further investigate these genes to assess the possibility of developing targeted therapies for those individuals with these particular genetic variants.

Lagniappe (New Orleans term for "a little extra"): Our study has been awarded with a Certificate of Confidentiality from the National Institutes of Health (NIH) for another ten years (2025). This is an extra step that we take, even though it is not required, to further protect your privacy.

Hello Again From Your Friends in New Orleans: "Let's Lung in the New Year!"

The Louisiana Lung Cancer Study has been ongoing for years, and we are still going very strong in the year 2016. This study is part of the Genetics Epidemiology of Lung Cancer Consortium (*see back page for list of GELCC members), investigators of which are working towards the common goal of finding and understanding the causative gene or genes for lung cancer. The Principal Investigator of the Louisiana Lung Cancer Study, **Dr. Diptasri Mandal, PhD**, has been actively involved with the study for over a decade. She is also a Professor in the Department of Genetics, School of Medicine at LSU Health Sciences Center in New Orleans (LSUHSC-NO). Her study team includes **Angelle Bencaz, MSPH** and **Jessica Chambliss, MS, CRC**, whose involvement is instrumental in contacting prospective participants, interviewing, and enrolling them into the study. Together, we three make up the Louisiana Lung Cancer Study where we may work in New Orleans, however, also work to meet the needs of our participants and their families across the entire United States (see page two for more details). We are looking forward (or should we say "lunging" forward) to what new and exciting advances 2016 may bring to the field of lung cancer research and treatments. And as always, we want to give a big thanks to all of you who have participated and supported us throughout the many years. You are appreciated! It is extraordinary how far we have come and how far still we have yet to go.



What's New in the News of Lung Cancer

As we "lung" into the New Year, many breakthroughs are happening. Other researchers are looking at new ways to detect and diagnose lung cancer while it's still in the early stages. If lung cancer can be detected very early on, a person's chances of being successfully treated greatly increase. This is where the low-dose spiral computerized tomography, or spiral CT scan comes into play. A major study, the National Lung Screening Trial (NLST), focused on CT screenings and suggested that a low-dose CT scan is one of the better screening tools and can decrease lung cancer-specific

mortality rate by 20% (*N Engl J Med.* 2011; 365: 395-409). From this study, the American Cancer Society published new CT screening guidelines for individuals who are identified as high risk. Smokers (or those who have quit within the past 15 years) between the ages of 55 and 74 who have smoked one pack of cigarettes every day for at least 30 years are considered high risk, and it is suggested that these individuals undergo a low-dose CT scan of the chest annually for at least three years. These screenings are meant to detect lung cancer before any symptoms develop, because by

the time symptoms are experienced, the cancer may have already spread and therefore would be more difficult to treat. It is unknown at this time if CT scans would be effective for light or non-smokers. It is advised that not all patients should rush out to see their doctors for CT scans. Lung cancer screenings do have risks involved, and it is not recommended for everyone. Some of the potential risks are being exposed to radiation (more so than you would with a regular chest x-ray) and receiving false-positive results (like a 'false alarm') that can cause unnecessary anxiety and further testing that may be invasive and also unnecessary. You can find

more information about lung cancer screening on our study webpage. However, always speak with your doctor if you are worried about your risks and remember that CT screening is not a one size fits all kind of x-ray and that no screening test is 100% accurate.




*What did the left lobe say to the right lobe?
—Nothing, because lung cancer symptoms are often silent in the beginning and tend not to be heard until it's too late.*



If you know someone who has been diagnosed with lung cancer, please share our study information with them. If you would like to get in touch with us, please call our toll-free number at **1-888-720-7757**, email us at **LungCaStudy@lsuhsc.edu**, or visit our website at **http://www.medschool.lsu.edu/lungcancer** to fill out our "Study Participation Form" and for more information on the Lung Cancer Study.

You don't have to come here to participate



We can use this...

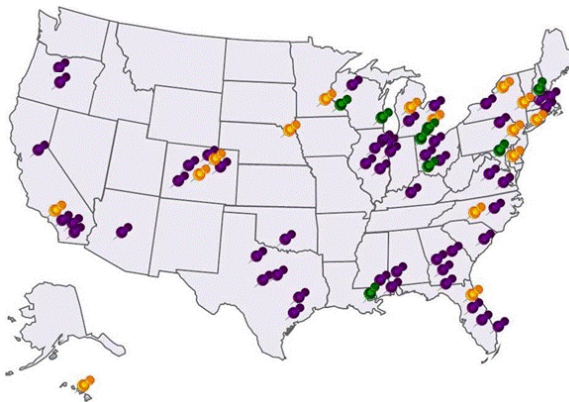


...And this



How You Can Help Us Help Others

Do you know someone with lung cancer? Do you know that approximately 13% of lung cancer cases have a second family member with lung cancer? Do you know that even light-smokers carrying the defective gene are at high risk of getting lung cancer? Although we are located in New Orleans, we have individuals and families participating in this research study from all over the United States. You do not need to live near us in order to enroll. Everything can be provided and done remotely at no cost to you. We do not provide lung cancer treatment, however with your help, we are working on identifying the gene or



LSU LUNG STUDY MAP KEY	
	Out-of-State Participants
	Collaborating Genetic Counselors
	GELCC Members

genes that lead to lung cancer. You see, anyone who has participated in this research study has helped scientists understand more about the genetic causes of lung cancer, and in the long run, will have contributed to the develop-

ment of early lung cancer diagnoses, individualized treatments and preventions. This knowledge could also be used to identify those who are at a much greater risk for developing lung cancer, and these individuals could then be targeted for early screening programs and other preventative measures. By participating, you may be benefiting those in the future or your future generations to come, and that is priceless. So if you would like to contribute to our research study, please contact us...no matter where you live. Together, we will be able to find ways for successful therapeutic strategies in the future.

You Are Not Alone, We Are ~~Here~~ "Heal" With You

Lung cancer is the second most common cancer and the leading cause of cancer death among both men and women. An estimated 224,390 of Americans will be diagnosed with lung cancer this year, and more than 430,000 have been diagnosed with lung cancer at some point during their lifetime (*American Cancer Society*). Because of this, many supportive communities and educational resources have been created for those who are facing a diagnosis of lung cancer. We have done some "researching" and we have gathered all of those "healing" tools in one


convenient location, our study webpage at <http://www.medschool.lsu.edu/lungcancer>. You will find a whole new resource section (see *image on the right*) to help you connect with those resources and communities of support that are abundantly available. Some of the things that you will find include educational patient guides, treatment worksheets, tips on communicating with your treatment team, coping strategies, smoking cessation materials, and much, much more. There are also resources for the lung cancer caregiver (those who care for a loved one or friend

diagnosed with cancer). We even have fun, educational games and quizzes located under the interactive tools link. So if you can, please check out all of our new resource links. You are only a few clicks away from gaining a wealth of information and support. Please know that we are making great strides to provide the information that you or your loved one may need or find useful. We will continue to make changes for the better so that you will have access to the most up-to-date information. Also know, most importantly, that you are not alone, we are "heal" with you.

Lung Cancer Resources
Educational Guides & Materials
Interactive Tools
Multimedia Tutorials
Screening Tools & Materials
Lung Cancer Types, Staging, & Diagnosing
Treatment Options & Worksheets
Family Health History Tools & Materials
Coping
Support
Financial Assistance
For Caregivers
Inspiration & Hope
Advocacy
Research & Clinical Trials
Organizations & Web Links
Smoking Cessation

2016 CALENDAR

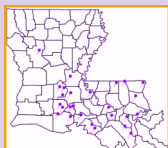
WITH HEALTH & WELLNESS OBSERVANCES

JANUARY HAPPY NEW YEAR	FEBRUARY	MARCH
1-31 National Radon Action Month	1-29 National Cancer Prevention Month	1-31 National Nutrition Month
1-31 National Blood Donor Month	1-29 National Wise Health Consumer Month	1-31 March to Health Month
1-31 National Mental Health Wellness Month	4 World Cancer Day	8-14 National Pulmonary Rehabilitation Week
1 Global Family Day	9 Mardi Gras	13-19 Patient Safety Awareness Week
3 LSUHSC is back from the Holidays	14 National Blood Donor Day	16 Kick Butts Day
25 IV Nurse Day	29 Leap Day	24 World Tuberculosis (TB) Day
		30 National Doctor's Day
APRIL	MAY	JUNE
1-30 National Cancer Control Month	1-31 National Cancer Research Month	1-30 Cancer Immunotherapy Awareness Month
1-30 Stress Awareness Month	1-31 American Lung Association's Clean Air Month	1-30 National Safety Month
1-7 Global Asbestos Awareness Week	3 World Asthma Day	1-30 Men's Health Month
4-10 National Public Health Week	6-12 National Nurses Week	5 National Cancer Survivors Day
7 World Health Day	12-18 Mental Health Week	14 World Blood Donor Day
11 World Parkinson's Day	25 National Senior Health & Fitness Day	
25 World DNA Day	31 World No Tobacco Day	
JULY	AUGUST	SEPTEMBER
1-31 Social Wellness Month	1 World Lung Cancer Day	1-30 Fruits & Veggies More Matters Month
1-31 National Minority Health Month	7-13 National Health Center Week	1-30 Healthy Aging Month
		15 Take A Loved One to the Doctor Day
		21 National Alzheimer's Day
		25-30 Active Aging Week
		26 Mesothelioma Awareness Day
		26 Family Health & Fitness Day
OCTOBER	 NOVEMBER	DECEMBER
1-31 Healthy Lung Month	1-30 LUNG CANCER AWARENESS MONTH	5 International Volunteer Day
1-31 Health Literacy Month	1-30 COPD Awareness Month	10 International Human Rights Day
1-31 National Family Health Month	1-30 National Family Caregivers Month	23 LSUHSC closed for the Holidays
10 World Mental Health Day	17 LUNG FORCE Giving Day	
16-22 National Health Education Week	17 International Lung Cancer Awareness Day	
23-29 National Respiratory Care Week	20 Great American Smoke-Out Day	
28 National Lung Health Day	27 National Family History Day	

The Louisiana Lung Cancer Study Newsletter

***The Lung Cancer Study is part of the Genetic Epidemiology of Lung Cancer Consortium (GELCC) that includes the following members:**

- Dartmouth-Giesel School of Medicine
- Harvard Medical School
- Karmanos Cancer Center
- Mayo Clinic and Foundation
- National Human Genome Research Institute, National Institutes of Health
- University of Cincinnati
- University of Toledo Medical Center
- **LSU Health Sciences Center—New Orleans**



Our local network of collaborators:

- Abbeville General Hospital
- Abrom Kaplan Memorial Hospital
- Acadia—St. Landry Hospital
- Acadian Medical Center
- Acadian General Hospital
- Bunkie General Hospital
- Dauterive Hospital
- Franklin Foundation Hospital
- Iberia Medical Center
- Lady of the Sea General Hospital
- Lafayette General Medical Center
- LSU Lallie Kemp Regional Medical Center
- Interim LSU Hospital—New Orleans
- Mercy Regional Medical Center
- Opelousas General Hospital
- Our Lady of Lourdes Medical Center
- Pointe Coupe General Hospital
- Prevost Memorial Hospital
- Regional Medical Center of Acadiana
- ReliaPath, LLC
- St. Charles Parish Hospital
- St. Helena Parish Hospital
- St. James Parish Hospital
- St. Landry Extended Care
- St. Martin Hospital
- St. Tammany Parish Hospital
- Savoy Medical Center
- Southpark Community Hospital
- Teche Regional Medical Center
- Thibodaux Cancer Care Hospital
- Washington—St. Tammy Medical Center
- Reliapath LLC
- Patricia Andrews of the Louisiana Tumor Registry

LSU Health
NEW ORLEANS

School of Medicine

Department of Genetics
533 Bolivar Street
New Orleans, LA 70112