

March 3, 2026



## LSU Pediatrics Tuesday Tidbits

Welcome to the Department of Pediatrics' weekly email blast designed to deliver important department information straight to your inbox.

[Visit our website](#)

### LSU Pediatrics Announcements

#### Our Trainees Were INCREDIBLE at SSPR!



#### Congratulations to our award winners:

Neonatology Fellow [Michael Evers](#) received the SSPR Trainee Travel Award for his abstract:

Standardizing and improving neurodevelopmental follow up of infants with hypoxic ischemic encephalopathy in the NICU. [Michael L. Evers](#), [Michelle Knecht](#), [Christy Mumphrey](#), [Raegan Gupta](#), [Julie Gallois](#).



[Gabrielle Sheets](#) received recognition at the Showcase of Science for her work:

Neurocognitive and neuroinflammation gene expression changes in pediatric cancer patients treated with methotrexate. [Gabrielle Sheets](#), [Gabriel Peterman](#), [Keisha Patel](#), [Matthew Stark](#), [Michelle Moore](#), [Michael Norman](#), [Jovanny Zabaleta](#), [Chindo Hicks](#), [Pinki Prasad](#), [Fern Tsien](#).



A total of 19 posters and 19 platform presentations were presented by LSU Pediatrics! This included five platform presentations in the Neonatal Case Report Symposium alone.



Neonatology's [Julie Gallois](#) represented LSU as Institutional Representative, poster session mentor, and lead reviewer and moderator for the Neonatal Case Reports Symposium.

Allergy/Immunology's [Luke Wall](#) served as Council Member, abstract reviewer, poster session mentor, and moderator for the Allergy Immunology Rheumatology session. Neonatology's [Mary Johnson](#) served as moderator for the Neonatal Case Reports Symposium.

Photos from the poster session and platform presentations are available [here](#).


---

## Recent Scholarly Activity

The Division of Allergy & Immunology recently attended the American Academy of Allergy, Asthma & Immunology Annual Meeting in Philadelphia, where residents, fellows, and faculty presented research and represented the division on a national stage.

Pediatric resident [Dr. Caroline Gueniot](#), Med/Peds resident [Dr. Andree Judd](#), and A/I fellow [Dr. Nadjel Opamen](#) each presented posters on challenging clinical cases with faculty mentorship from [Drs. Michelle Korah-Sedgwick](#), [Luke Wall](#), [James Krulisky \(Cardiology\)](#), [Regina Zambrano \(Genetics\)](#), and [Dana LeBlanc \(Heme/Onc\)](#). [Dr. Elizabeth Wisner](#) earned top honors by winning a jeopardy competition hosted by the Anaphylaxis, Dermatology and Drug Allergy Interest Section!

In addition, [Pediatric resident Dr. Amelia Haydel](#) presented a poster on a resident-led QI project entitled "Penicillin Allergy De-labeling in Pediatric Patients" at the SSPR Annual Meeting. [Congratulations to Drs. Gueniot, Chandler Cissel, Haydel, Hannah Monk, Darien Power, Meaghan Bank and Andrew Abreo](#) for sharing their important and impactful work!



**LSU Health**  
 NEW ORLEANS  
 School of Medicine  
 Department of Pediatrics

**Hyperimmunoglobulin E Syndrome and Cardiac Hypertrophy in a Patient with a Novel ERBIN Variant: Further Evidence for Association**  
 Caroline L. Guancini, MD, Nadia Capener, MD, Dana LeBlanc, MD, James Krulski, MD, Regina M. Zambrano, MD, Luke A. Wall, MD  
 Louisiana State University Health Sciences Center New Orleans and Manning Family Children's LCHC Research

**Introduction**

- Hyperimmunoglobulin E syndrome (HIES) are rare forms of primary immunodeficiency characterized by elevated IgE, recurrent infections, eczema, and eosinophilia.
- STAT3 dominant negative pathogenic variants (DN) cause autosomal recessive HIES, and CDOCK1V, explain most autosomal recessive HIES.
- Variants in ERBIN encoding ERBIN (encoding protein) are extremely rare, with only four cases reported.
- In murine models, ERBIN variants have been associated with cardiac hypertrophy.

**Description**

Old male with sickle cell disease presented with allergic rhinitis, recurrent pneumonia, elevated IgE (12,855 IU/mL) and eosinophilia (12,784/10<sup>6</sup> monocytes).

IgE Syndrome panel identified a novel VUS in ERBIN c.3074C>T (p.Gln1025Pro) from proband and predicted to be disruptive.

Genetic testing revealed moderate left ventricular hypertrophy at age 33 of a reported

**Discussion**

- ERBIN negatively regulates TGF- $\beta$  signaling through cytoplasmic sequestration of the SMAD4-ERBIN-SMAD3/SMAD2 complex.
- ERBIN deficiency results in:
  - Increased TGF- $\beta$  activity
  - Increased C-AP $\beta$  expression and T12 cytomegaly, explaining the hyper-IgE phenotype
  - ERBIN is a negative regulator of cardiac hypertrophy in murine models, raising concern given this patient's LV hypertrophy and reported maternal cardiac death.
- Potential interventions include anti-IL-6/IL-6R $\alpha$  and hematopoietic stem cell transplantation (HSCT) which would also address his sickle cell disease.

**Conclusion**

- This case documents a novel pathogenic ERBIN VUS and the first clinical report of LV hypertrophy.
- This case highlights the essential role of genetic testing in identifying multi-organ risks in immunodeficient patients.
- This case underscores the need for ongoing literature review and careful classification of variants of uncertain significance (VUS).
- This case illustrates how clinical judgment is in interpreting inconclusive or uncertain laboratory findings.

**References**

Wang H, Hsieh H, Van Der Vliet A, et al. (2020). The protein ERBIN (ERBIN) is a negative regulator of TGF- $\beta$  signaling. *J Biol Chem* 295:11111-11121.

Wang H, Hsieh H, Van Der Vliet A, et al. (2020). ERBIN is a negative regulator of cardiac hypertrophy in murine models. *J Biol Chem* 295:11122-11131.

Wang H, Hsieh H, Van Der Vliet A, et al. (2020). ERBIN is a negative regulator of cardiac hypertrophy in murine models. *J Biol Chem* 295:11132-11141.

Wang H, Hsieh H, Van Der Vliet A, et al. (2020). ERBIN is a negative regulator of cardiac hypertrophy in murine models. *J Biol Chem* 295:11142-11151.

Wang H, Hsieh H, Van Der Vliet A, et al. (2020). ERBIN is a negative regulator of cardiac hypertrophy in murine models. *J Biol Chem* 295:11152-11161.

Wang H, Hsieh H, Van Der Vliet A, et al. (2020). ERBIN is a negative regulator of cardiac hypertrophy in murine models. *J Biol Chem* 295:11162-11171.

Wang H, Hsieh H, Van Der Vliet A, et al. (2020). ERBIN is a negative regulator of cardiac hypertrophy in murine models. *J Biol Chem* 295:11172-11181.

Wang H, Hsieh H, Van Der Vliet A, et al. (2020). ERBIN is a negative regulator of cardiac hypertrophy in murine models. *J Biol Chem* 295:11182-11191.

Wang H, Hsieh H, Van Der Vliet A, et al. (2020). ERBIN is a negative regulator of cardiac hypertrophy in murine models. *J Biol Chem* 295:11192-11201.

Wang H, Hsieh H, Van Der Vliet A, et al. (2020). ERBIN is a negative regulator of cardiac hypertrophy in murine models. *J Biol Chem* 295:11202-11211.

Wang H, Hsieh H, Van Der Vliet A, et al. (2020). ERBIN is a negative regulator of cardiac hypertrophy in murine models. *J Biol Chem* 295:11212-11221.

Wang H, Hsieh H, Van Der Vliet A, et al. (2020). ERBIN is a negative regulator of cardiac hypertrophy in murine models. *J Biol Chem* 295:11222-11231.

Wang H, Hsieh H, Van Der Vliet A, et al. (2020). ERBIN is a negative regulator of cardiac hypertrophy in murine models. *J Biol Chem* 295:11232-11241.

Wang H, Hsieh H, Van Der Vliet A, et al. (2020). ERBIN is a negative regulator of cardiac hypertrophy in murine models. *J Biol Chem* 295:11242-11251.

Wang H, Hsieh H, Van Der Vliet A, et al. (2020). ERBIN is a negative regulator of cardiac hypertrophy in murine models. *J Biol Chem* 295:11252-11261.

Wang H, Hsieh H, Van Der Vliet A, et al. (2020). ERBIN is a negative regulator of cardiac hypertrophy in murine models. *J Biol Chem* 295:11262-11271.

Wang H, Hsieh H, Van Der Vliet A, et al. (2020). ERBIN is a negative regulator of cardiac hypertrophy in murine models. *J Biol Chem* 295:11272-11281.

Wang H, Hsieh H, Van Der Vliet A, et al. (2020). ERBIN is a negative regulator of cardiac hypertrophy in murine models. *J Biol Chem* 295:11282-11291.

Wang H, Hsieh H, Van Der Vliet A, et al. (2020). ERBIN is a negative regulator of cardiac hypertrophy in murine models. *J Biol Chem* 295:11292-11301.

Wang H, Hsieh H, Van Der Vliet A, et al. (2020). ERBIN is a negative regulator of cardiac hypertrophy in murine models. *J Biol Chem* 295:11302-11311.

Wang H, Hsieh H, Van Der Vliet A, et al. (2020). ERBIN is a negative regulator of cardiac hypertrophy in murine models. *J Biol Chem* 295:11312-11321.

Wang H, Hsieh H, Van Der Vliet A, et al. (2020). ERBIN is a negative regulator of cardiac hypertrophy in murine models. *J Biol Chem* 295:11322-11331.

Wang H, Hsieh H, Van Der Vliet A, et al. (2020). ERBIN is a negative regulator of cardiac hypertrophy in murine models. *J Biol Chem* 295:11332-11341.

Wang H, Hsieh H, Van Der Vliet A, et al. (2020). ERBIN is a negative regulator of cardiac hypertrophy in murine models. *J Biol Chem* 295:11342-11351.

Wang H, Hsieh H, Van Der Vliet A, et al. (2020). ERBIN is a negative regulator of cardiac hypertrophy in murine models. *J Biol Chem* 295:11352-11361.

Wang H, Hsieh H, Van Der Vliet A, et al. (2020). ERBIN is a negative regulator of cardiac hypertrophy in murine models. *J Biol Chem* 295:11362-11371.

Wang H, Hsieh H, Van Der Vliet A, et al. (2020). ERBIN is a negative regulator of cardiac hypertrophy in murine models. *J Biol Chem* 295:11372-11381.

Wang H, Hsieh H, Van Der Vliet A, et al. (2020). ERBIN is a negative regulator of cardiac hypertrophy in murine models. *J Biol Chem* 295:11382-11391.

Wang H, Hsieh H, Van Der Vliet A, et al. (2020). ERBIN is a negative regulator of cardiac hypertrophy in murine models. *J Biol Chem* 295:11392-11401.

Wang H, Hsieh H, Van Der Vliet A, et al. (2020). ERBIN is a negative regulator of cardiac hypertrophy in murine models. *J Biol Chem* 295:11402-11411.

Wang H, Hsieh H, Van Der Vliet A, et al. (2020). ERBIN is a negative regulator of cardiac hypertrophy in murine models. *J Biol Chem* 295:11412-11421.

Wang H, Hsieh H, Van Der Vliet A, et al. (2020). ERBIN is a negative regulator of cardiac hypertrophy in murine models. *J Biol Chem* 295:11422-11431.

Wang H, Hsieh H, Van Der Vliet A, et al. (2020). ERBIN is a negative regulator of cardiac hypertrophy in murine models. *J Biol Chem* 295:11432-11441.

Wang H, Hsieh H, Van Der Vliet A, et al. (2020). ERBIN is a negative regulator of cardiac hypertrophy in murine models. *J Biol Chem* 295:11442-11451.

Wang H, Hsieh H, Van Der Vliet A, et al. (2020). ERBIN is a negative regulator of cardiac hypertrophy in murine models. *J Biol Chem* 295:11452-11461.

Wang H, Hsieh H, Van Der Vliet A, et al. (2020). ERBIN is a negative regulator of cardiac hypertrophy in murine models. *J Biol Chem* 295:11462-11471.

Wang H, Hsieh H, Van Der Vliet A, et al. (2020). ERBIN is a negative regulator of cardiac hypertrophy in murine models. *J Biol Chem* 295:11472-11481.

Wang H, Hsieh H, Van Der Vliet A, et al. (2020). ERBIN is a negative regulator of cardiac hypertrophy in murine models. *J Biol Chem* 295:11482-11491.

Wang H, Hsieh H, Van Der Vliet A, et al. (2020). ERBIN is a negative regulator of cardiac hypertrophy in murine models. *J Biol Chem* 295:11492-11501.

Wang H, Hsieh H, Van Der Vliet A, et al. (2020). ERBIN is a negative regulator of cardiac hypertrophy in murine models. *J Biol Chem* 295:11502-11511.

Wang H, Hsieh H, Van Der Vliet A, et al. (2020). ERBIN is a negative regulator of cardiac hypertrophy in murine models. *J Biol Chem* 295:11512-11521.

Wang H, Hsieh H, Van Der Vliet A, et al. (2020). ERBIN is a negative regulator of cardiac hypertrophy in murine models. *J Biol Chem* 295:11522-11531.

Wang H, Hsieh H, Van Der Vliet A, et al. (2020). ERBIN is a negative regulator of cardiac hypertrophy in murine models. *J Biol Chem* 295:11532-11541.

Wang H, Hsieh H, Van Der Vliet A, et al. (2020). ERBIN is a negative regulator of cardiac hypertrophy in murine models. *J Biol Chem* 295:11542-11551.

Wang H, Hsieh H, Van Der Vliet A, et al. (2020). ERBIN is a negative regulator of cardiac hypertrophy in murine models. *J Biol Chem* 295:11552-11561.

Wang H, Hsieh H, Van Der Vliet A, et al. (2020). ERBIN is a negative regulator of cardiac hypertrophy in murine models. *J Biol Chem* 295:11562-11571.

Wang H, Hsieh H, Van Der Vliet A, et al. (2020). ERBIN is a negative regulator of cardiac hypertrophy in murine models. *J Biol Chem* 295:11572-11581.

Wang H, Hsieh H, Van Der Vliet A, et al. (2020). ERBIN is a negative regulator of cardiac hypertrophy in murine models. *J Biol Chem* 295:11582-11591.

Wang H, Hsieh H, Van Der Vliet A, et al. (2020). ERBIN is a negative regulator of cardiac hypertrophy in murine models. *J Biol Chem* 295:11592-11601.

Wang H, Hsieh H, Van Der Vliet A, et al. (2020). ERBIN is a negative regulator of cardiac hypertrophy in murine models. *J Biol Chem* 295:11602-11611.

Wang H, Hsieh H, Van Der Vliet A, et al. (2020). ERBIN is a negative regulator of cardiac hypertrophy in murine models. *J Biol Chem* 295:11612-11621.

Wang H, Hsieh H, Van Der Vliet A, et al. (2020). ERBIN is a negative regulator of cardiac hypertrophy in murine models. *J Biol Chem* 295:11622-11631.

Wang H, Hsieh H, Van Der Vliet A, et al. (2020). ERBIN is a negative regulator of cardiac hypertrophy in murine models. *J Biol Chem* 295:11632-11641.

Wang H, Hsieh H, Van Der Vliet A, et al. (2020). ERBIN is a negative regulator of cardiac hypertrophy in murine models. *J Biol Chem* 295:11642-11651.

Wang H, Hsieh H, Van Der Vliet A, et al. (2020). ERBIN is a negative regulator of cardiac hypertrophy in murine models. *J Biol Chem* 295:11652-11661.

Wang H, Hsieh H, Van Der Vliet A, et al. (2020). ERBIN is a negative regulator of cardiac hypertrophy in murine models. *J Biol Chem* 295:11662-11671.

Wang H, Hsieh H, Van Der Vliet A, et al. (2020). ERBIN is a negative regulator of cardiac hypertrophy in murine models. *J Biol Chem* 295:11672-11681.

Wang H, Hsieh H, Van Der Vliet A, et al. (2020). ERBIN is a negative regulator of cardiac hypertrophy in murine models. *J Biol Chem* 295:11682-11691.

Wang H, Hsieh H, Van Der Vliet A, et al. (2020). ERBIN is a negative regulator of cardiac hypertrophy in murine models. *J Biol Chem* 295:11692-11701.

Wang H, Hsieh H, Van Der Vliet A, et al. (2020). ERBIN is a negative regulator of cardiac hypertrophy in murine models. *J Biol Chem* 295:11702-11711.

Wang H, Hsieh H, Van Der Vliet A, et al. (2020). ERBIN is a negative regulator of cardiac hypertrophy in murine models. *J Biol Chem* 295:11712-11721.

Wang H, Hsieh H, Van Der Vliet A, et al. (2020). ERBIN is a negative regulator of cardiac hypertrophy in murine models. *J Biol Chem* 295:11722-11731.

Wang H, Hsieh H, Van Der Vliet A, et al. (2020). ERBIN is a negative regulator of cardiac hypertrophy in murine models. *J Biol Chem* 295:11732-11741.

Wang H, Hsieh H, Van Der Vliet A, et al. (2020). ERBIN is a negative regulator of cardiac hypertrophy in murine models. *J Biol Chem* 295:11742-11751.

Wang H, Hsieh H, Van Der Vliet A, et al. (2020). ERBIN is a negative regulator of cardiac hypertrophy in murine models. *J Biol Chem* 295:11752-11761.

Wang H, Hsieh H, Van Der Vliet A, et al. (2020). ERBIN is a negative regulator of cardiac hypertrophy in murine models. *J Biol Chem* 295:11762-11771.

Wang H, Hsieh H, Van Der Vliet A, et al. (2020). ERBIN is a negative regulator of cardiac hypertrophy in murine models. *J Biol Chem* 295:11772-11781.

Wang H, Hsieh H, Van Der Vliet A, et al. (2020). ERBIN is a negative regulator of cardiac hypertrophy in murine models. *J Biol Chem* 295:11782-11791.

Wang H, Hsieh H, Van Der Vliet A, et al. (2020). ERBIN is a negative regulator of cardiac hypertrophy in murine models. *J Biol Chem* 295:11792-11801.

Wang H, Hsieh H, Van Der Vliet A, et al. (2020). ERBIN is a negative regulator of cardiac hypertrophy in murine models. *J Biol Chem* 295:11802-11811.

Wang H, Hsieh H, Van Der Vliet A, et al. (2020). ERBIN is a negative regulator of cardiac hypertrophy in murine models. *J Biol Chem* 295:11812-11821.

Wang H, Hsieh H, Van Der Vliet A, et al. (2020). ERBIN is a negative regulator of cardiac hypertrophy in murine models. *J Biol Chem* 295:11822-11831.

Wang H, Hsieh H, Van Der Vliet A, et al. (2020). ERBIN is a negative regulator of cardiac hypertrophy in murine models. *J Biol Chem* 295:11832-11841.

Wang H, Hsieh H, Van Der Vliet A, et al. (2020). ERBIN is a negative regulator of cardiac hypertrophy in murine models. *J Biol Chem* 295:11842-11851.

Wang H, Hsieh H, Van Der Vliet A, et al. (2020). ERBIN is a negative regulator of cardiac hypertrophy in murine models. *J Biol Chem* 295:11852-11861.

Wang H, Hsieh H, Van Der Vliet A, et al. (2020). ERBIN is a negative regulator of cardiac hypertrophy in murine models. *J Biol Chem* 295:11862-11871.

Wang H, Hsieh H, Van Der Vliet A, et al. (2020). ERBIN is a negative regulator of cardiac hypertrophy in murine models. *J Biol Chem* 295:11872-11881.

Wang H, Hsieh H, Van Der Vliet A, et al. (2020). ERBIN is a negative regulator of cardiac hypertrophy in murine models. *J Biol Chem* 295:11882-11891.

Wang H, Hsieh H, Van Der Vliet A, et al. (2020). ERBIN is a negative regulator of cardiac hypertrophy in murine models. *J Biol Chem* 295:11892-11901.

Wang H, Hsieh H, Van Der Vliet A, et al. (2020). ERBIN is a negative regulator of cardiac hypertrophy in murine models. *J Biol Chem* 295:11902-11911.

Wang H, Hsieh H, Van Der Vliet A, et al. (2020). ERBIN is a negative regulator of cardiac hypertrophy in murine models. *J Biol Chem* 295:11912-11921.

Wang H, Hsieh H, Van Der Vliet A, et al. (2020). ERBIN is a negative regulator of cardiac hypertrophy in murine models. *J Biol Chem* 295:11922-11931.

Wang H, Hsieh H, Van Der Vliet A, et al. (2020). ERBIN is a negative regulator of cardiac hypertrophy in murine models. *J Biol Chem* 295:11932-11941.

Wang H, Hsieh H, Van Der Vliet A, et al. (2020). ERBIN is a negative regulator of cardiac hypertrophy in murine models. *J Biol Chem* 295:11942-11951.

Wang H, Hsieh H, Van Der Vliet A, et al. (2020). ERBIN is a negative regulator of cardiac hypertrophy in murine models. *J Biol Chem* 295:11952-11961.


Wang H, Hsieh H, Van Der Vliet A, et al. (2020). ERBIN is a negative regulator of cardiac hypertrophy in murine models. *J Biol Chem* 295:11962-11971.

Wang H, Hsieh H, Van Der Vliet A, et al. (2020). ERBIN is a negative regulator of cardiac hypertrophy in murine models. *J Biol Chem* 295:11972-11981.

Wang H, Hsieh H, Van Der Vliet A, et al. (2020). ERBIN is a negative regulator of cardiac hypertrophy in murine models. *J Biol Chem* 295:11982-11991.

Wang H, Hsieh H, Van Der Vliet A, et al. (2020). ERBIN is a negative regulator of cardiac hypertrophy in murine models. *J Biol Chem* 295:11992-12001.

Figure 1. Signaling pathways and genes associated with Hyper-IgE Syndrome



Congratulations to Adel Shalabi (Research) and Dr. Kayla Phelps (Critical Care) on their recent poster presentation titled “Pediatric Health Equity Research Capacity Assessment in the Gulf South” at the XULA Conference.



## LSU Women's Health Research Consortium

This group is designed to connect students interested in research with faculty mentors and their research ideas. While many past projects focused on women's health, we welcome all research topics that may benefit from student involvement.

We are currently building a database of research questions and projects submitted by faculty and residents. These may include chart reviews, quality improvement (QI) projects, case reports, and literature reviews. Some early-stage learners have also expressed interest in participating in prospective studies.

Once the database is complete, it will be shared with student members of the committee, who may select topics of interest, meet with principal investigators, and decide whether to move forward. The committee will provide guidance, instructional resources, and informational meetings focused on research project completion, common barriers, and best practices, while supporting students throughout the research process.

We recognize that residents and attendings have limited time, so we created a brief project submission form to make participation quick and easy and to help connect medical students with available research opportunities.

<https://forms.gle/P3XrxuGJ7cWKpCDU7>

---

## Medical Education Scholarship Community Opportunities

Are you interested in diving deeper into medical education research and scholarship? There are new opportunities to jump in. Whether you are curious to learn more, have a project in mind, or just want to connect with other educators, you are welcome in the LSU SoM community for medical education scholarship.

You're invited join as we build skills, spark new ideas, and get involved in projects that make a real difference for learners and faculty alike. The Office of Faculty Affairs invites you to collaborate:

February 26th 4-5pm - in person, Lion's Building 6th floor, small conference room 5 - **Idea Incubator** - The first in a monthly, interactive series to share ideas, get feedback, identify collaborators, or request consultation and trouble shooting. Meetings will alternate between in person and Zoom. Participants may sign up to informally present their idea.

March 2nd noon - Zoom - **Lunch and Learn** - Join for a didactic session while you eat lunch. This session will offer an overview of education scholarship, including why it matters and how to recognize the scholarship potential in work you may already be doing.

April 8th 1pm - Zoom - **Writing accountability session** - After a brief introduction, we will dedicate time to writing. Bring a project in progress or data you've been meaning to develop into an abstract or manuscript. You can write independently or use breakout rooms for feedback and help with editing.

Contact Dr. Amy Creel [acree1@lsuhsc.edu](mailto:acree1@lsuhsc.edu) for calendar invites.

Check the [Faculty Development website](#) for additional dates and information.

---

## Deadline Extended Pediatric Research Day - Call for Abstracts Due March 6th

[Submit Abstracts Here](#)

# Pediatric Research Day



## 2026 Pediatric Research Day

Join Manning Family Children's, LSU Pediatrics, and Tulane Pediatrics as we celebrate Pediatric Research Day on Friday, May 15th from 8 am - 5 pm in Worley Hall. Faculty and trainees of all levels will be invited to share their research.



Friday, May  
15, 2026



8:00 am -  
5:00 pm



Submit Abstract

<https://app.oxfordabstracts.com/stages/80710/submitter>

## Call for Faculty Submissions: Pediatric Research Day 2025 Oral Presentations

Faculty are invited to submit proposals for **oral presentations of recently published pediatric research** at **Research Day 2026** the morning of **May 15, 2026**. Exact presentation times and durations will be determined based on the number of submissions and interest.

### Why Present?

- **Inform the Community** about the impact of your pediatric research.
- **Teach Others** about valuable resources and methodologies.
- **Showcase Opportunities** for collaboration or further research.
- **Gain Recognition** for your contributions to the field of pediatric research.

**Submit your proposal by March 6, 2026 using this [link](#).** Be sure to select Faculty Presentation as the presentation method.

---

## **Get Involved in Pediatric Research Day May 15, 2026**

Dear Faculty,

We are excited to announce that Pediatric Research Day will be held on Friday, May 15, 2026. Last year's event was a big success, and we are looking forward to continued growth this year. There are many ways to contribute, and we would love to have your participation! Please review [this form](#) and let us know how you would like to get involved. If you have any questions, feel free to reach out to Julie Gallois at [Jgall3@lsuhsc.edu](mailto:Jgall3@lsuhsc.edu) or Tamara Bradford at [tbra11@lsuhsc.edu](mailto:tbra11@lsuhsc.edu). Thank you in advance for helping us showcase the incredible research happening at our own institution!

---

## **The 14<sup>th</sup> Annual Quality Improvement and Patient Safety Forum**



The 14<sup>th</sup> Annual

# Quality Improvement & Patient Safety Forum

Friday, May 29, 2026  
Lions Eye Center, 1st Floor  
12pm–5pm

*“Joint Commission and National Quality Forum Key Initiatives”*

*presented by*



**Elizabeth Drye, MD, SM**

*Chief Scientific Officer  
National Quality Forum  
Joint Commission*

*A call for abstract submissions will be sent February 23*

Link: <https://app.oxfordabstracts.com/stages/80946/submitter>

## FACULTY DEVELOPMENT

*New video monthly*

For questions or comments regarding Faculty Development,  
please contact [Amy Creel](#).

### March Video: Clinical Teaching Simplified

As we continue our mission of providing excellent medical education, check out this video. It provides a simple, efficient and effective method of teaching medical students and residents in a variety of clinical settings. It addresses major concerns (TIME!) and provides practical tips, and there are great references for those who would like to learn more.

<https://vimeo.com/89625533>

# Manning Family Children's Announcements

## Grand Rounds

### Hybrid Pediatric Grand Rounds



Manning Family  
Children's  
LCMC Health

## “Addressing Pediatric Sleep: Behavioral Sleep Intervention and Beyond”

Wednesday, March 4th, 2026


Hospital Large Conference Rooms, Noon

You may join Pediatric Grand Rounds from your computer, tablet, or smartphone:

Zoom link: <https://lsuhsc.zoom.us/j/96795644737>

Meeting ID: 967 9564 4737

Register for this session by visiting <https://manningchildrens.cds.affinityced.com/>.  
You will login to the same site to claim your CE at the conclusion of the activity.



**Maureen E. McQuillan, PhD, HSPP** is an Assistant Professor of Pediatrics at Indiana University School of Medicine and a licensed clinical psychologist at Riley Hospital for Children. She specializes in pediatric behavioral sleep medicine, providing cognitive-behavioral treatment for children and adolescents with insomnia and other sleep disorders. Dr. McQuillan's primary focus is on researching and treating adolescent insomnia. She is passionate about helping improve access to care, particularly via telehealth, and expanding training opportunities for learners interested in pediatric psychology and sleep medicine.

**Objectives:** At the conclusion of this activity, participants should be able to:

- Describe common pediatric sleep problems, including behavioral sleep problems and medical sleep problems.
- Discuss intervention techniques that can be used to address behavioral sleep problems across different stages of development
- Discuss the resources that are available to address pediatric sleep in clinical practice

**Intended audience:** This activity is specifically directed towards the pediatric provider, but it is open to all interested physicians, residents, medical students, nursing, and allied health professionals.

**Accreditation** Manning Family Children's is accredited by the Accreditation Council for Continuing Medical Education to provide continuing medical education for physicians.

**Designation** Manning Family Children's designates this live activity for a maximum of 1.0 AMA PRA Category 1 Credits™. Physicians should claim only the credit commensurate with the extent of their participation in the activity.

**CNE statement:** LCMC Health Nursing Education Committee is approved as a provider of nursing continuing professional development by Louisiana State Nurses Association - Approver, an accredited approver by the American Nurses Credentialing Center's Commission on Accreditation. LSNA Provider No. 4002636

**ADA Statement:** In compliance with the Americans with Disabilities Act, if special accommodations are needed, please notify Catherine Mooney at 504-896-9431.



## We have a new management system for CE Credits

Registration is required for Pediatric Grand Rounds. You may register for Grand Rounds up until 5pm of the day of the activity – this is to allow you time to register and evaluate after the session if participating virtually. Use [this link to access the CE Center](#) and bookmark it for easy access. The link is also available on the flyer.

At the end of the session, you will have to login to the CE Center to claim your credit. A QR code/link will be provided at the end of each Grand Rounds to help with this.

For the instruction guide click [here](#). This will help walk you through creating an account and registering for a session.

## Travel/Reimbursement Corner

### How is parking reimbursed for a local conference?

Although Travel Priors are not required for local conferences, you must decide in advance whether you will be requesting reimbursement for parking. If parking reimbursement is requested, the conference will follow the same guidelines as an out-of-state conference, and an approved Travel Prior is required before any expenses are paid, including the conference registration fee. For conferences held in the New Orleans Metropolitan area, both the parking expense and the conference registration fee must be processed through the Travel Voucher reimbursement process. While the conference registration fee may be placed on a P-Card, if parking is being claimed, all related expenses must follow Travel Voucher guidelines, and the conference registration fee cannot be paid until the Travel Prior has been fully approved.

## Department Wellness

### Working Moms Lunch and Book Exchange



Our Working Moms Lunch & Book Exchange was a wonderful time of connection, conversation, and community. Attendees enjoyed sharing their favorite books, exchanging new reads, and engaging in meaningful discussions with fellow working moms. Thank you to everyone who participated and helped make the event such a success. We look forward to gathering again soon!

CHNOLA's childcare center open for children of providers/staff working at Children's Hospital ([flyer](#))

LSU Pediatrics Wellness Resources ([information](#))

---

## Other Announcements

**Latest Edition of The Pulse** ([link](#))

### **Resident Education**

- Resident Participation in Research ([information](#)) - complete a shared spreadsheet with a brief description of the project you are looking for collaboration or assistance with.

### **Department Biostatistician**

- Department Biostatistician, Dr. Zhide Fang, is available to provide biostatistical support to faculty, fellows, and residents. Please see below for revised scheduling procedures:
  1. Email Zhide Fang at [zfang@lsuhsc.edu](mailto:zfang@lsuhsc.edu)
  2. Provide brief explanation of the service you need and, if applicable, times you are able to meet
  3. Dr. Fang may request additional information depending on the nature of your request
  4. Asking simple, direct questions through email is welcome at any time, but appointments are preferred

### **Administrative Reminders**

- Importance of Time Certification ([information](#)) - learn more about why we certify time each month!
- Use of Non-LSUHSC Email ([information](#))
- Download the Department Composites for the 2025-2026 academic year! ([Resident](#), [Fellow](#), [Faculty](#), and [Admin Staff](#)).
- The Tulane Resident Composite for the 2025-2026 school year is available [here](#).
- LSU travel policy and procedures ([information](#))
- Department Poster Printing

At least 3 business days before a poster is needed in hand, send the following to Ashley Pate, [apat30@lsuhsc.edu](mailto:apat30@lsuhsc.edu):

1. PowerPoint file
2. Size you would like the poster to be printed
3. Day you need the poster printed by
4. Is a travel tube needed?

The poster author will be copied on all correspondence with the LSU Printing and Graphics Dept. Once Ashley sends the PowerPoint file to the printer, the office will respond (usually quickly) and ask for the author's approval of the PDF proof. Please be on the lookout for an

email; the author must approve before the Graphics Dept can print. Ashley will send you an email once the poster has been delivered to her office.

- Download the new Clinical [Handbook](#) and Pediatric Clerkship [Objectives](#) for Faculty, Residents, and Fellows.
- Grant Support is available through an LSU/Hanover [collaboration](#) - more information is available [here](#).
- [LSUHSC Library Research Resources](#)
- [EQUIP project proposal form](#)

## Department Anniversaries

**Sheri Russell-Cromwell, 12 years**

**Dedrick Moulton, 3 years**

---

### Share Your News!

The department wants to highlight your success! Please send any news to include in *Tuesday Tidbits* to [Ashley Pate](#).



Submit information to the next Tuesday Tidbits

---

Looking for old newsletters?  
View the *Tuesday Tidbits* archive on the department's website. ([link](#))

Department of Pediatrics | LSUHSC

---

LSU Pediatrics | 200 Henry Clay Ave | New Orleans, LA 70118 US

[Unsubscribe](#) | [Update Profile](#) | [Constant Contact Data Notice](#)



Try email marketing for free today!